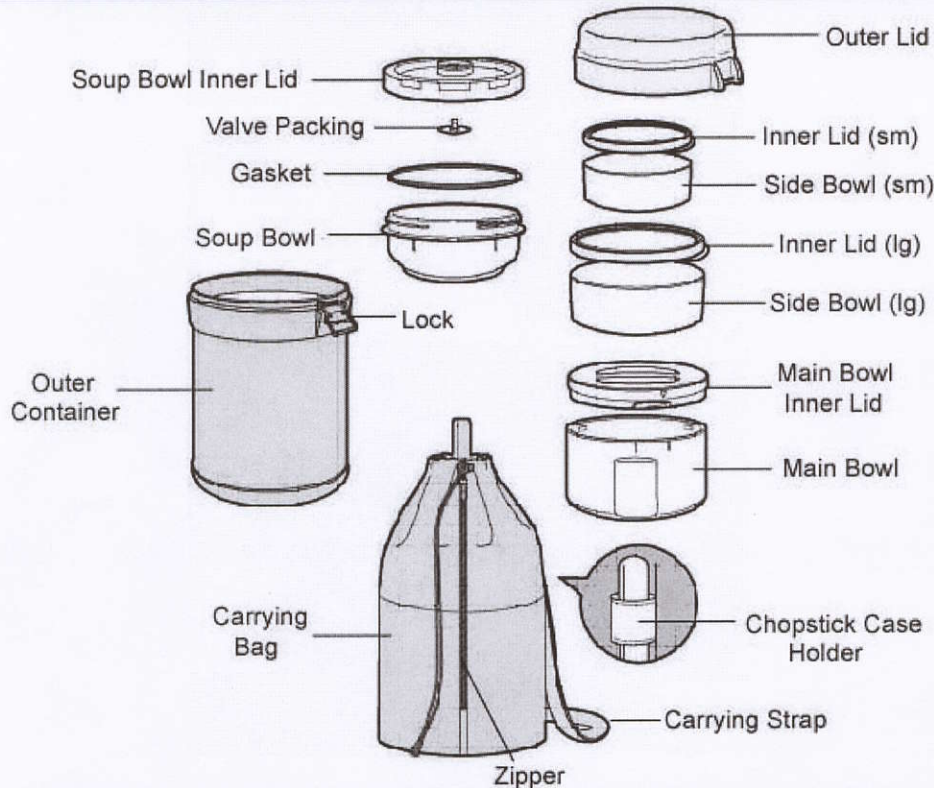


Thank you for your purchase of this quality Zojirushi product. We are confident that it will give you top performance and optimum satisfaction for many years. To ensure this, please read and follow the important guidelines below.

**Name of Each Part:**



**How to Use:**

**1. Remove inner bowls**

Unlock the sides, remove outer lid, and take out inner bowls from outer container.



**2. Preheat**

- a. For maximum heat retention, fill outer container and inner bowls with hot water for 1-2 minutes.
- b. After preheating, discard the hot water and wipe with a soft cloth.

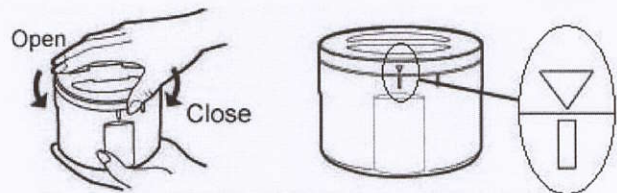
**3. Fill soup bowl**

Fill the soup bowl with soup, close the inner lid tightly and place in the outer container.

**4. Fill main bowl**

Fill the main bowl with hot rice, close the inner lid and place in the outer container.

\*When closing inner lid, make sure the triangle mark on the lid aligns with the tab mark.



**5. Fill the side bowls**

Fill the side bowls and close the inner lid. Place in the outer container.

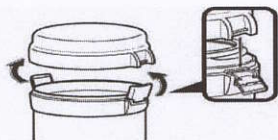
\*Please place inner bowls in the following order: Soup Bowl → Main Bowl → Large Side Bowl → Small Side Bowl





**6. Lock the lid on the outer container and place in carrying bag.**

\*Place the chopstick case in the chopstick case holder of the carrying bag.

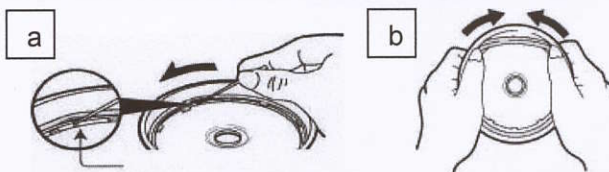


Product Name	Mr. Bento Stainless Lunch Jar
Model No.	SL-JA14
Capacity	Main Bowl 15.2 oz. / Large Side Bowl 10.1 oz. / Small Side Bowl 6.8 oz. / Soup Bowl 9.5 oz.

**How to Remove/Place the Gasket and Valve:**

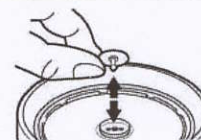
**Gasket**

- To Remove: Remove the gasket from the inside by using a pin or a small object and fitting it into the small openings.
- To Place: Fit the gasket around the inside of the inner lid by pushing it in with your fingers.



**Valve Packing**

The valve packing is on the center of the inner lid. To remove, pull the valve packing off with your fingers. Please replace the valve packing after cleaning. Please take caution not to scratch the valve with your fingernails.



**Caution:**

- Keep out of reach from infants.
- Keep away from heat sources such as gas stoves, ovens and heaters.
- When placing inner bowls in the microwave, please:
  - Remove all lids from inner bowls.
  - Do not microwave outer container.
  - Do not microwave the inner bowls when there is nothing inside.
- Do not leave the lunch jar on its side (contents may spill).
- Do not leave food in lunch jar for a long period of time for it may spoil. Do not include foods that spoil easily such as dairy products.
- Please avoid storing liquids in the main bowl for it may spill.
- Do not place any food directly in the outer container.
- Clean the inside of the outer container to avoid rusting.
- Do not carry by the lid.
- Avoid dropping or hitting against hard surfaces.
- Consume foods within 6 hours to keep foods from spoiling.

**How to Take Care of your Lunch Jar:**

Outer Lid Inner Bowls Chopstick Case Chopsticks	Wash with warm water and dishwashing soap, rinse and dry. <ul style="list-style-type: none"> <li>Remove and wash the gasket and valve after each use.</li> <li>Remember to replace the gasket and valve packing after washing.</li> <li>Remove lid while drying.</li> </ul>
Outer Container Inner Lid	Wash with warm water and dishwashing soap, rinse and dry with a soft cloth. <ul style="list-style-type: none"> <li>Do not soak.</li> </ul>
Carrying Bag	Wipe with a damp cloth with warm water and dishwashing soap.

**For Odor Problems:**

If the jar is kept unwashed for a long period of time or is not cleaned thoroughly, the inner bowls may smell or discolor. In this case, please follow these instructions.

Outer Container Inner Bowls	Wash thoroughly and dry with a soft cloth. Place in the sun and let dry for 1-2 hours.
Soup Bowl	Boil the inner bowl for 2-3 minutes in hot water and dry as directed above.

- Do not soak.
- Do not place in dishwashers or dryers.
- Do not clean with thinner, benzene, bleach, abrasive cleaners or other harsh cleaners.
- Do not bleach.

For Questions or Comments, please contact:

Zojirushi America Corporation

6259 Bandini Blvd., Commerce, CA 90040-3113

Tel: (800) 733-6270 / (323) 722-1700 / Fax: (323) 722-0077

www.zojirushi.com

