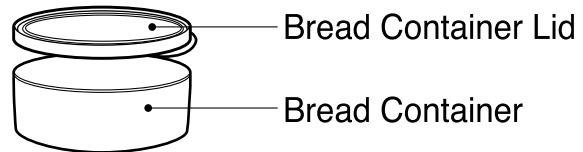
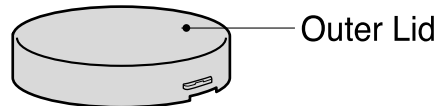
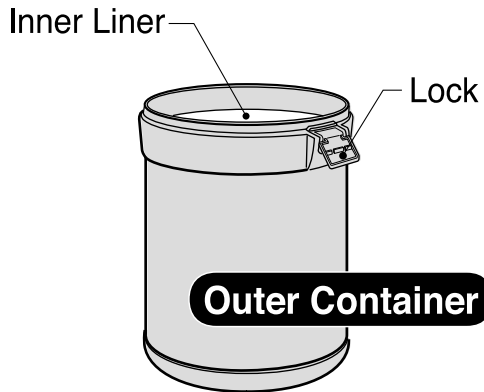
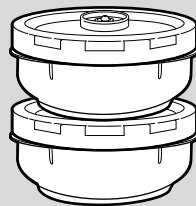
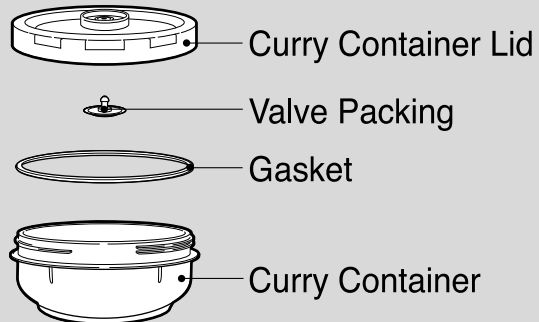


Thank you for your purchase of this quality Zojirushi product. We are confident that it will give you top performance and optimum satisfaction for many years. To ensure this, please read and follow the important guidelines below.

Name of Each Part:

Three Soup / Rice / Curry Containers


- Be sure that all parts are attached firmly before each use.

Please place the Inner Containers in the following order: Three Soup/Rice/Curry Containers → Insulator → Bread Container

● Stainless Steel Vacuum Insulated Tiffin Box is referred

Unlock the sides, remove the Outer Lid, and take out the Inner Containers from the Outer Container.

Open

How to Remove / Place the Gasket:

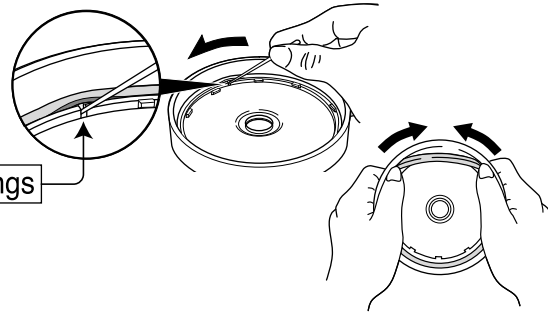
To Remove:

Remove the Gasket from the inside by using a pin or a small object and fitting it into the small openings.

To Attach:

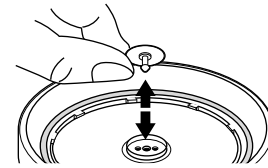
Fit the Gasket around the inside of the Curry Container Lid by pushing it in with your fingers.

small openings



How to Remove / Place the Valve Packing:

The Valve Packing is on the center of the Curry Container Lid. To remove, pull the Valve Packing off with your fingers. Please replace the Valve Packing after cleaning. Please take caution not to scratch the Valve Packing with your fingernails.



Important Safeguards:

This product is for keeping soup, rice and curry*1 warm. Do not use for other purposes. (*1) Only applicable to products with Three Soup/Rice/Curry Containers.	Keep out of the reach of infants and small children. Do not allow them to play with this product. They may scald or otherwise injure themselves.
Keep away from heat sources such as gas stoves, ovens and heaters.	Consume foods within 6 hours to keep foods from spoiling.
Do not heat in a microwave. It may cause dangerous sparks. It may also cause deformation or discoloration.	Do not disassemble the Tiffin Box.
Do not leave under direct sunlight for a long period time. This can result in discoloration of the Tiffin Box.	Be sure to attach the Valve Packing and Gasket before use.
Do not leave the Tiffin Box on its side (contents may spill).	Do not swing the Tiffin Box while holding the Shoulder Strap.
Do not leave food in the Tiffin Box for a long period of time for it may spoil. Do not include foods that spoil easily such as dairy products.	● Do not clean with thinner, benzene, abrasive cleaners or other harsh cleaners. Doing so may damage the product.
Please avoid storing liquids in the Bread Container for contents may spill.	● Do not use chlorine type bleach. Doing so may cause rust and pinholes of the Outer Container and compromise its heat retention properties.
Be sure to heat the white rice, cooked seasoned rice, curry, soup, or vegetables and place them in the Curry Container while still hot.	● Do not boil to sanitize. Do not use a dishwasher or dish-dryer. Doing so may cause malfunctions such as damage, rust or deformation.
Do not place any food directly in the Outer Container. Doing so may cause the Container to rust.	Clean the inside of the Outer Container to prevent from rusting.
	Do not remove the sticker on the bottom of the Outer Container. Doing so may cause rust or holes.

Warnings and Cautions:

Do not place cans or bottles in the Outer Container.	Avoid dropping or hitting against hard surfaces.
Do not carry by the Lid. The Lid may come off and the product may drop.	When the Soup/Rice/Curry Container is filled with hot food, the Container may expand and the Soup/Rice/Curry Container Lid may become difficult to open. If this happens, press gently through the holes at the center of the Soup/Rice/Curry Container Lid with a thin stick to release the inner pressure.
Clean the Containers, Valve Packing and Gasket thoroughly after use. Not doing so may cause decay, mold, odor, or discoloration. It may also cause leaks.	
Do not attach parts other than those specifically for this product. Doing so may cause leaks or breakage.	Please place the Inner Containers in the following order: Three Soup/Rice/Curry Containers → Insulator → Bread Container.
The Tiffin Box may not sufficiently keep the content warm if the Tiffin Box is used without hot food put into the Soup/Rice/Curry Container. The heat retention effect of the Tiffin Box will be enhanced if hot water is put into the Soup/Rice/Curry Container if no soup, rice, or curry needs to be kept warm.	The rattling noise that may be heard when the Outer Container is shaken comes from the copper or aluminum foil in the vacuum insulation to increase heat retention and does not indicate a malfunction.

How to Take Care of your Tiffin Box:

Outer Lid Inner Containers	Wash with warm water and mild dishwashing liquid, rinse and dry. <ul style="list-style-type: none"> • Remove and wash the Gasket and Valve Packing after each use. • Remember to replace the Gasket and Valve Packing after washing. • Remove lid while drying.
Outer Container Insulator	Wash with warm water and mild dishwashing liquid, rinse and dry with a soft cloth. <ul style="list-style-type: none"> • Please do not soak or boil.
Shoulder Strap Bag	Wipe with a damp cloth with warm water and mild dishwashing liquid.

For Odor Problems:

If the Tiffin Box is kept unwashed for a long period of time or is not cleaned thoroughly, the Inner Containers may smell or discolor. In this case, please follow these instructions.	
Outer Container Inner Containers	Wash thoroughly and dry with a soft cloth. Place in the sun and let dry for 1-2 hours.

When Cleaning Your Product:

- To protect the outside of the Tiffin Box (paint, print or stickers):
 - Do not use a dishwasher or dish-dryer. Do not boil to sanitize.
 - Do not use bleach on the outside of the Tiffin Box.
- Do not clean with thinner, benzene, abrasive cleaners or other harsh cleaners.
- Do not use chlorine type bleach.
- Do not soak in water for an extended period of time.