

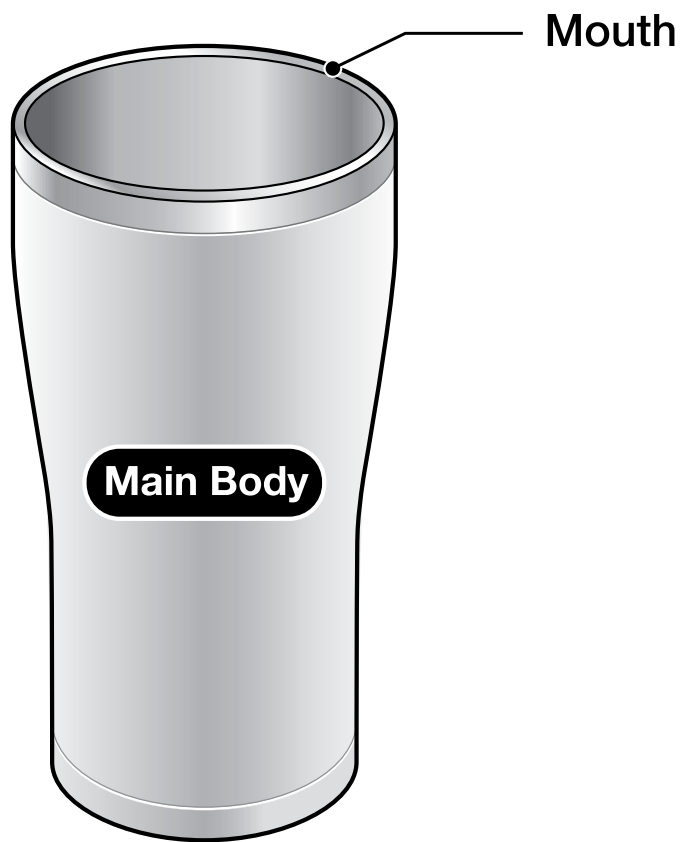


Household Use Only

**Stainless Steel Tumbler**  
**Model No. SX-DD**

**Instruction Manual**

**Name of Each Part**



Please read these instructions before use, and keep for future reference.

SX-DD(E/K/T/C) / B

## Important Safeguards

- Please follow these instructions to prevent scalding, deterioration and discoloration of beverages, as well as malfunction and staining of the Tumbler.

### Keep out of the reach of infants and small children. Do not allow them to play with this product.

Mishandling may cause injury or scalding.

### Do not place near heat sources such as gas stoves, ovens and heaters.

Doing so may cause scalds, or damage or discoloration of the Tumbler.

### Do not heat in a microwave.

Doing so may cause sparks.

### Do not use if the Tumbler loses its heat retention properties.

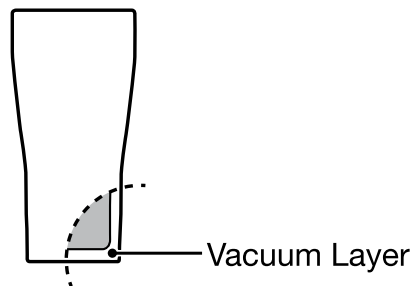
The outside of the Main Body may become very hot if hot beverages are poured inside.

### Do not place in the freezer.

Doing so may damage it.

### Do not use if water enters the interior of the Vacuum Layer.

- If this happens, the heat retention ability may deteriorate, which may cause burns.
- If the internal water seeps out, drinking it may cause illness.

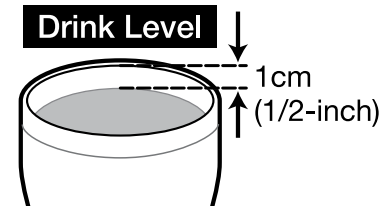


### Do not keep liquids in the Tumbler for long periods of time.

The contents may spoil or degenerate if you do.


### Leave 1cm (1/2-inch) of room on top when filling the Main Body.

If you overfill the Tumbler, the contents will overflow.



### Do not under any circumstances remove the Bottom Plate on the bottom of the Main Body.

Doing so may cause rust or holes.



### When containing hot beverages:

- **When drinking beverages, drink slowly without tilting the Main Body suddenly.**  
There is a danger that the beverage may spill and cause burns.
- **Do not shake the Tumbler.**  
Doing so may cause scalds or injury.
- **Be careful not to scald yourself when drinking out of the Tumbler.**  
Due to its vacuum insulation, the outside of the Tumbler will not become hot, while hot beverages will remain very hot for many hours. Please use caution when drinking.
- **The Mouth can get very hot; use caution when drinking hot beverages.**
- **Do not turn on its side.**  
Doing so may cause burns or stains.

## Important Safeguards

- Please follow these instructions to prevent scalding, deterioration and discoloration of beverages, as well as malfunction and staining of the Tumbler.

**This Tumbler is for holding beverages and keeping them hot or cold. Please do not use for other than intended purposes.**

**Do not place dry ice in the Tumbler.**

Doing so can be dangerous, as the liquids inside may erupt.

**Do not disassemble the Main Body.**

**Do not place near open flames (from gas stoves, etc.), on top of electric heaters or IH hot plates, or other IH cooking devices.**

Doing so may cause a fire or malfunction.

**Clean the Main Body after every use.**

- Although the Main Body is made of 18/8 stainless steel, salt from foods such as soups and sports drinks may cause rust resulting in loss of thermal insulation.
- Not doing so may cause spoilage, mold, odors, and discoloration.
- Use a soft sponge or similar material when washing the Main Body so as not to damage the stainless steel.  
Damage to the stainless steel may cause rust or holes.

**Do not under any circumstances use the Tumbler in a moving vehicle, such as a car or train, as doing so may cause it to tilt or fall.**

If the Main Body tilts or falls, contents may spill causing burns or injuries.

## Warnings & Cautions

**Do not allow a hot kettle to touch the Mouth of the Main Body.**

If the Tumbler falls over, there is a danger of burns or other injuries, or the Tumbler may be damaged.



**When carrying the Tumbler, be sure not to spill the contents.**

If the Tumbler is tilted, the contents may spill, which may cause burns or injuries.

**Avoid dropping or hitting against hard surfaces.**

If the Main Body is dented, the Tumbler's ability to retain heat and cold may deteriorate.

- The stainless steel body of the Tumbler may give off a metallic odor, however this is a normal property of stainless steel.

## Warnings & Cautions continued

<p><b>Do not place cans or bottles inside the Main Body.</b> Doing so may scratch the surface, causing deformations or other damage.</p>	<p><b>If using the Tumbler near delicate equipment, be very careful that that it doesn't fall over. Do not carry the Tumbler while carrying delicate equipment.</b> If the Tumbler tilts, the contents may spill, and this can damage equipment. In addition, this can cause burns and other injuries.</p>
<p><b>Depending on the ambient temperature and the length of time the liquid is kept in the Tumbler, the heat and cold retention efficiency may vary.</b></p>	<p><b>If you keep hot tea in the Tumbler for an extended period of time, the tea will discolor. Drink tea as soon as possible after putting it in the Tumbler.</b></p>
<p><b>If using large ice cubes, do not force them into the Main Body.</b> Doing so may cause deformation or damage to the product.</p>	<p><b>If you place something with a strong odor in the Tumbler, the odor may be transferred.</b> If the Tumbler has a strong odor, see Q&amp;A.</p>
<p><b>Do not pierce the Tumbler with ice picks or other sharp objects.</b> Doing so may cause damage and deterioration in heat and cold retention.</p>	<p><b>Do not scratch or rub the design on the outside of the Main Body using fingernails or hard objects.</b> This may cause the design to come off.</p>

## Q&A

Problem	Cause	Solution
<p><b>The beverage or inside of the Main Body smells bad.</b></p>	<p>Are you leaving liquids in the Main Body for long periods of time, that are causing tea stains or other stains on the inside of the Main Body?</p>	<p>Wash the Main Body carefully. If the stains are hard to remove, use Zojirushi's cleaning detergent. (See P. 6)</p>
<p><b>The Tumbler doesn't retain heat or cold.</b></p>	<p>Is the liquid you are placing in the Main Body hot or cold enough?</p>	<p>Fill the Main Body to the correct level with liquids that are hot or cold enough. (See P. 5 Fill the Tumbler with beverage)</p>

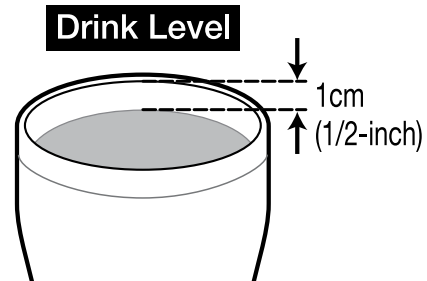
- The illustrations used in this instruction manual may vary from the actual product you have purchased.

**How to Use:** • Before use, wash the Main Body thoroughly using warm water.

## 1 Fill the Tumbler with beverage.


If overfilled, the contents may spill.

When using to keep liquids warm or cold, first add a small amount of hot or cold water for about one minute to preheat or precool the Main Body. This increases the effectiveness of the heat or cold retention.



## 2 Drink the beverage.

- Do not tilt the Tumbler suddenly when drinking. (The beverage may spill and cause scalding or stain clothes.)



## How to Take Care of Your Tumbler :

- Clean the product after each use to prevent odors and mold, and to keep the product sanitary.

### Main Body

- ① Wash lightly in warm water and mild dishwashing liquid using a soft sponge.
- ② Then rinse and wipe moisture out to dry thoroughly.

### When Cleaning Your Product:

#### To protect the paint, print or stickers on the outside of the Main Body:

- Do not use a dishwasher or dish-dryer. Do not boil to sanitize.
- Do not use bleach on the outside of the Main Body.
- Do not clean with thinner, benzene, abrasive cleaners or other harsh cleaners.
- Do not use chlorine type bleach.
- Do not soak in water for an extended period of time.
- Wipe moisture off thoroughly to prevent water stains or rusting.

## How to Take Care of Your Tumbler : continued

### To Remove Rust Spots and Water Stains:

You may find rust spots or water stains caused by impurities in the water. To remove these stains, fill the Main Body with hot water mixed with 10% vinegar and let it stand for approximately 30 minutes to an hour, then wash the interior thoroughly before using again. (See P.5 How to Take Care of Your Tumbler)

### To Remove Coffee and Tea Stains:

To remove coffee and tea stains, we recommend using Zojirushi's cleaning detergent SB-ZA01/SB-ZA01E.

- When storing the Tumbler, place it inside a plastic bag before placing it in the box. Keep the box away from places with high temperature and humidity. Make sure that the product is clean and dried thoroughly before storing.

## SPECIFICATIONS:

Product: Stainless Steel Tumbler

Model No.	Capacity	Weight	Heat Retention (Above)	Cold Retention (Below)
SX-DD30	0.3 liter (10 oz.)	0.15 kg (6 oz.)	41°C (106°F) @ 1 hr.	8°C (46°F) @ 1 hr.
SX-DD45	0.45 liter (15 oz.)	0.20 kg (8 oz.)	48°C (118°F) @ 1 hr.	7°C (45°F) @ 1 hr.
SX-DD60	0.6 liter (20 oz.)	0.25 kg (9 oz.)	54°C (129°F) @ 1 hr.	7°C (45°F) @ 1 hr.

■ Heat/Cold Retention Testing Conditions:

At a room temperature of 20°C±2°C (68°F±4°F), the Main Body is filled with hot or cold water to within 1cm of the edge of the Mouth, and left standing in an upright position.

For heat retention, once the hot water reaches 95°C±1°C (203°F±2°F), the temperature is measured after 1 hour.

For cold retention, once the cold water reaches 4°C±1°C (39°F±2°F), the temperature is measured after 1 hour.

Materials: Inner Liner            Stainless Steel  
                  Exterior                Stainless Steel (Acrylic Resin Painted)

Manufacturer: Zojirushi Corporation

Address: 1-20-5 Tenma, Kita-ku, Osaka 530-8511, Japan